

# Energy performance certificate (EPC)

52, Hazelwood  
Meadow  
SANDWICH  
CT13 0AR

Energy  
rating

Valid  
until: **18 June  
2027**

**C**

Certificate  
number: **9438-0093-  
7236-5823-  
4960**

<b>Property type</b>	End-terrace house
----------------------	-------------------

<b>Total floor area</b>	80 square metres
-------------------------	------------------

## Rules on letting this property

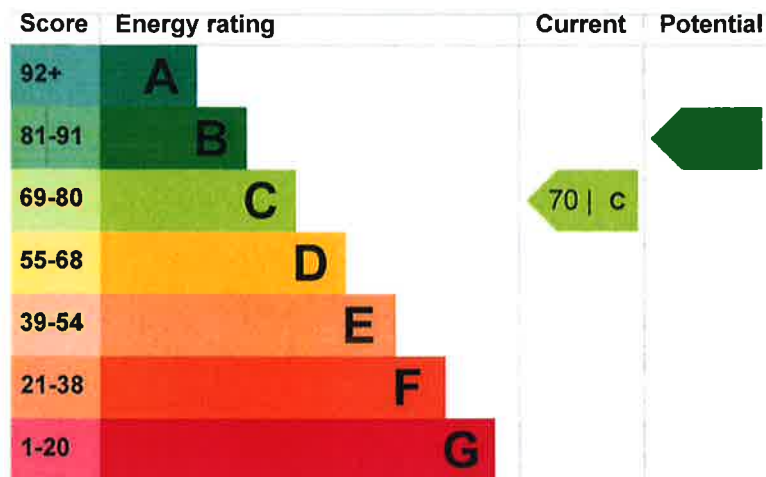
Properties can be rented if they have an energy rating from A to E.

If the property is rated F or G, it cannot be let, unless an exemption has been registered. You can read [guidance for landlords on the regulations and exemptions](https://www.gov.uk/guidance/domestic-private-rented-property-minimum-energy-efficiency-standard-landlord-guidance) (<https://www.gov.uk/guidance/domestic-private-rented-property-minimum-energy-efficiency-standard-landlord-guidance>).

## Energy efficiency rating for this property

This property's current energy rating is C. It has the potential to be B.

[See how to improve this property's energy performance.](#)



The graph shows this property's current and potential energy efficiency.

Properties are given a rating from A (most efficient) to G (least efficient).

Properties are also given a score. The higher the number the lower your fuel bills are likely to be.

For properties in England and Wales:

- the average energy rating is D
- the average energy score is 60

### Breakdown of property's energy performance

This section shows the energy performance for features of this property. The assessment does not consider the condition of a feature and how well it is working.

Each feature is assessed as one of the following:

- very good (most efficient)
- good
- average
- poor

- very poor (least efficient)

When the description says “assumed”, it means that the feature could not be inspected and an assumption has been made based on the property’s age and type.

Feature	Description	Rating
Wall	Cavity wall, filled cavity	Good
Roof	Pitched, 100 mm loft insulation	Average
Window	Fully double glazed	Average
Main heating	Boiler and radiators, mains gas	Good
Main heating control	Programmer, TRVs and bypass	Average
Hot water	From main system	Good
Lighting	Low energy lighting in 60% of fixed outlets	Good
Floor	Solid, no insulation (assumed)	N/A
Secondary heating	None	N/A

## Primary energy use

The primary energy use for this property per year is 194 kilowatt hours per square metre (kWh/m<sup>2</sup>).

### ► What is primary energy use?

## Environmental impact of this property

This property’s current environmental impact rating is D. It has the potential to be B.

Properties are rated in a scale from A to G based on how much carbon dioxide (CO<sub>2</sub>) they produce.

Properties with an A rating produce less CO<sub>2</sub> than G rated properties.

**An average household produces**

**6 tonnes of CO<sub>2</sub>**

<b>This property produces</b>	<b>2.7 tonnes of CO2</b>
-------------------------------	--------------------------

---

<b>This property's potential production</b>	<b>1.1 tonnes of CO2</b>
---	--------------------------

---

By making the recommended changes, you could reduce this property's CO2 emissions by 1.6 tonnes per year. This will help to protect the environment.

Environmental impact ratings are based on assumptions about average occupancy and energy use. They may not reflect how energy is consumed by the people living at the property.

## Improve this property's energy performance

By following our step by step recommendations you could reduce this property's energy use and potentially save money.

Potential energy  
rating

Carrying out these changes in order will improve the property's energy rating and score from C (70) to B (86).

**B**

► [Do I need to follow these steps in order?](#)

## Step 1: Floor insulation (solid floor)

Floor insulation (solid floor)

**Typical installation  
cost**

£4,000 - £6,000

**Typical yearly  
saving**

£34

**Potential rating  
after completing  
step 1**

72 | C

## Step 2: Low energy lighting

Low energy lighting

**Typical installation  
cost**

£20

**Typical yearly  
saving**

£19

72 | C

## Potential rating after completing steps 1 and 2

---

### Step 3: Heating controls (room thermostat)

Heating controls (room thermostat)


Typical installation cost	£350 - £450
------------------------------	-------------

---

Typical yearly saving	£30
--------------------------	-----

---

Potential rating  
after completing  
steps 1 to 3



74 | C

---

### Step 4: Solar water heating

Solar water heating


Typical installation cost	£4,000 - £6,000
------------------------------	-----------------

---

Typical yearly saving	£48
--------------------------	-----

---

Potential rating  
after completing  
steps 1 to 4



75 | C

---

### Step 5: Solar photovoltaic panels, 2.5 kWp

Solar photovoltaic panels

Typical installation cost	£5,000 - £8,000
------------------------------	-----------------

---

**Typical yearly saving** £308

**Potential rating after completing steps 1 to 5**



## Paying for energy improvements

[Find energy grants and ways to save energy in your home.](https://www.gov.uk/improve-energy-efficiency)  
(<https://www.gov.uk/improve-energy-efficiency>)

### Estimated energy use and potential savings

**Estimated yearly energy cost for this property** £659

**Potential saving** £131

The estimated cost shows how much the average household would spend in this property for heating, lighting and hot water. It is not based on how energy is used by the people living at the property.

The potential saving shows how much money you could save if you [complete each recommended step in order](#).

For advice on how to reduce your energy bills visit [Simple Energy Advice](https://www.simpleenergyadvice.org.uk/) (<https://www.simpleenergyadvice.org.uk/>).

## Heating use in this property

Heating a property usually makes up the majority of energy costs.

### Estimated energy used to heat this property

Type of heating	Estimated energy used
Space heating	6557 kWh per year
Water heating	2660 kWh per year

### Potential energy savings by installing insulation

Type of insulation	Amount of energy saved
Loft insulation	406 kWh per year

### Contacting the assessor and accreditation scheme

This EPC was created by a qualified energy assessor.

If you are unhappy about your property's energy assessment or certificate, you can complain to the assessor directly.

If you are still unhappy after contacting the assessor, you should contact the assessor's accreditation scheme.

Accreditation schemes are appointed by the government to ensure that assessors are qualified to carry out EPC assessments.

### Assessor contact details

Assessor's name	Matthew Moxey
Telephone	07779323392
Email	<a href="mailto:matthew@msmenergysolutions.co.uk">matthew@msmenergysolutions.co.uk</a>

### Accreditation scheme contact details

Accreditation scheme	Elmhurst Energy Systems Ltd
Assessor ID	EES/004705
Telephone	01455 883 250
Email	<a href="mailto:enquiries@elmhurstenergy.co.uk">enquiries@elmhurstenergy.co.uk</a>



## Assessment details

<b>Assessor's declaration</b>	No related party
-------------------------------	------------------

<b>Date of assessment</b>	17 June 2017
---------------------------	--------------

<b>Date of certificate</b>	19 June 2017
----------------------------	--------------

<b>Type of assessment</b>	► <u>RdSAP</u>
---------------------------	----------------

### Other certificates for this property

If you are aware of previous certificates for this property and they are not listed here, please contact us at [dluhc.digital-services@levellingup.gov.uk](mailto:dluhc.digital-services@levellingup.gov.uk) or call our helpdesk on 020 3829 0748.

There are no related certificates for this property.

